



UNIVERSITY OF
CHICHESTER

International Orientation
| September 2024 |

يدمآ شوخ BIENVENIDO
환영하다 VELKOMMEN 歡迎
ようこそ **WELCOME!** स्वागत छ
BENVENUTO 欢迎 TERVETULOA Nnọọ
Káàbò سلام بڼه راغلاست BEM-VINDO
DOBRODOŠLI අායුඔව්ව්

Today's Plan

Got a burning
question?
Scan this QR
code to ask:



10:30	Welcome and Introductions
11:00	TALK: 'Academic Study at the University of Chichester: An Introduction by Sue Lavender'.
12:00 Lunch break – you can buy drinks/snacks from the university restaurant/café	
13:00	TALK: Practical Advice and Information by International Student Adviser: Päivi Leivo de Lacy. Topics covered: practical topics, including BRP collection, GP registration and opening a UK bank account.
14:00	Interactive Activity, Group Photo and British Culture Quiz
15:00	Campus Tour Quiz & refreshments and cakes
16:00	'Navigating Life as an International Student in the UK': Q&A with Trinity Brooks, SU International Officer
16:30	Conclusion of Orientation event After the International Orientation event you can join the Students Union party at Zee Bar (pre-booked tickets only).

Who Are We? - Staff Introductions



Pippa Quigley
International Programmes
Administrator

Päivi Leivo de Lacy
International Advice
Manager



Sue Lavender
Head of International
Programmes

Nick Harding
Senior Lecturer
International English



Gemma Williams
International
Officer

Who Are We? - Staff Introductions



Michael Naylor
Head of International
Recruitment and Relations

Shola Oresile
International Officer



Trinity Brooks
Students Union
International Officer



Who Are You? (Human Bingo Reflections)

“Human Bingo”

Instructions:

- Find one person to fit into each box.
- Introduce yourself.
- Write their name in the correct box.
- When you have filled out your boxes, please return to your seat.



Who has visited your country.	Who is studying in a different academic department to you.	Who was born in the same month as you.
Who can speak 3 or more languages.	Who is wearing something bright.	Who has a pet at home.
Who loves to cook.	Who can't ride a bicycle.	Who is studying on the same degree as you.
Who is wearing earrings.	Who has visited the UK before.	Who lives in the same halls of residence as you.

Hopes and Fears Activity

I hope that....

Use the post-it notes to write at least one hope and one fear.

It should reflect your feelings about starting your study abroad journey.

Once you have finished, stick your (anonymous) notes to the board.

My fear is that...



UNIVERSITY OF
CHICHESTER

International Orientation
| September 2024 |

TALK 1: Academic Study at the University of Chichester

An Introduction by Sue Lavender



UNIVERSITY OF
CHICHESTER

International Orientation
| September 2024 |

BREAK

PLEASE COME BACK AT 12:55



UNIVERSITY OF
CHICHESTER

International Orientation
| September 2024 |

TALK 2: International Student Practical Advice and Information

With Päivi Leivo de Lacy

Introduction: Chichester International Advice

Päivi Leivo de Lacy

International Student Advice
Manager & ex-international
student

International@chi.ac.uk





What We Will Cover today:

- 'In One Word' Exercise
- Introduction to the Chichester International Advice service
- Where to find useful information
- Healthcare and registering for a GP
- Student Support and Wellbeing
- Visa and BRP Information
- Travelling by bus
- Opening a UK bank account
- ID check
- Safety
- To do list
- International Student Support Group
- Coach trips
- Volunteering
- Instagram

Don't worry about remembering everything, this presentation will be available to you via Moodle after today.

Introduction: Chichester International Advice

We are here to provide visa and immigration advice and practical support during your studies. This includes...

- Immigration/Visa Advice
- Banking in the UK
- Culture Shock
- Employment Rules
- National Insurance Number
- Volunteering Opportunities
- (IALs)
- Health Care in the UK
- Help with GP registration
- Local Facilities and Activities

Where to Find Me

maps.chi.ac.uk

- You can find me in these locations -->
- Can't find me? Ask SIZ or use maps.chi.ac.uk
- If you are unable use the Student Support Portal, or get in touch by emailing international@chi.ac.uk

Chichester (BOC)

Interview Room 1, Ground Floor,
Learning Resource Centre.

Bognor Regis (BRC)

G14, Ground Floor, Learning
Resource Centre Annex.

Availability and location

Chiview.chi.ac.uk

From 30th September

Chichester (BOC):

Wednesday

Thursdays

Fridays

Bognor Regis (BRC):

Mondays

Tuesdays

Student support portal



Be Prepared Website

beprepared.chi.ac.uk



International Advice Moodle

moodle.chi.ac.uk

Who Are We & How to F...



Newsletters & Social M...



Upcoming Events & Act...



Visas & Immigration Ad...



Protecting Your Visa St...



Graduate Route Visa



Student Status Letters



Opening a Bank Account



UK Healthcare and regi...



Staying Safe in the UK



Support Group

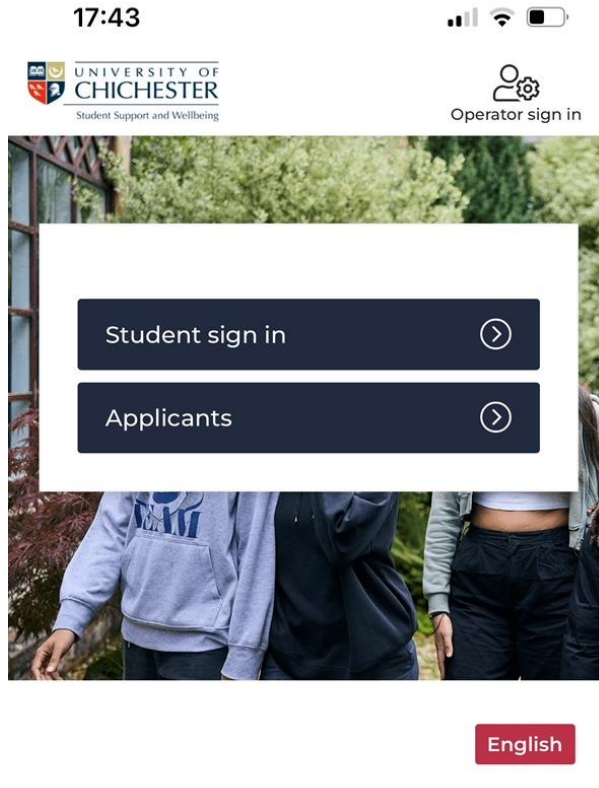


International Volunteer...



Student Support Portal

studentsupport.chi.ac.uk



Healthcare in the UK

moodle.chi.ac.uk

- Most international students use the state funded National Health Service (NHS). The NHS includes community and hospital services.
- If you are a Student Route visa holder and you have paid the immigration health surcharge as part of your visa application, you are entitled to NHS care while studying in the UK.
- If you are a visitor or if your visa is shorter than 6 months, you will need to get a private medical insurance for the duration of your stay.



If you think you need urgent health care (and you are entitled to NHS services) you can call 111 or visit 111.NHS.UK for advice.

Healthcare in the UK webinar

[BePrepared.chi.ac.uk](https://beprepared.chi.ac.uk)

Watch our healthcare in the UK and how to register with a GP webinar on the Be Prepared website:

<https://beprepared.chi.ac.uk/be-prepared-webinars/>



Register with a GP

moodle.chi.ac.uk

GP = General Practitioner (Doctor)

- You should register with a GP as soon as you arrive in the UK. This is important as you can't book an appointment to see a GP unless you have registered.
- It is your responsibility to complete the registration form and email it to the right GP. If you are unsure what to do, our nurse health advisers are happy to assist.
- Do not go to a local hospital unless it is an emergency (Accident and Emergency Department) or if your GP/111 service tells you to go there.

You can find instructions on how to register with a GP on our Moodle page.

Or, contact the Student Health team via studenthealth@chi.ac.uk - 01243 816111

GP registration workshops

Chichester (BOC)

Tuesday 24 September
8:00-9:00 in LO3, University House

Bognor Regis (BRC)

Wednesday 25 September
8:00-9:00
LRC IT room 1

ONLINE

Wednesday 25
September
15:00-16:00



ONLINE

Friday 27
September
8:00-9:00



Student Support & Wellbeing

wellbeing.chi.ac.uk

**Support and
Information Zone**



**Disability and
Dyslexia**



**Health and
Wellbeing**



**Student
Money**



Study Skills



Chaplaincy



**Health and
Safeguarding**



Student Route Visa Rules

moodle.chi.ac.uk



- It is important that you understand what your responsibilities the conditions attached to your visa are while you are studying in the UK.
- [This document](#) contains information about your Student Route Visa and it explains, in particular, how your attendance at University will be monitored and how you can make sure your visa remains safe and is not cancelled.
- We recommend that you check the slides and watch the Understand the Student Visa Rules Be Prepared [Webinar](#) recording.
- You can also attend specific Student Visa sessions during the induction week. **See next slide** →

Student visa sessions

Chichester (BOC):

Monday 23 September

17:00-18:00 in AB 0.01

Thursday 3 October

8:00-9:00 in A.B. 1.01

Bognor Regis (BRC):

Thursday 26 September

8:00-9:00 in John Parry 1

ONLINE

Monday 30 September

8:00-9:00

JOIN VIA TEAMS



Student visa sessions

[BePrepared.chi.ac.uk](https://beprepared.chi.ac.uk)

Or watch our Be Prepared Webinars!

<https://beprepared.chi.ac.uk/be-prepared-webinars/>



Student visa Information

[BePrepared.chi.ac.uk](https://beprepared.chi.ac.uk)

Download the Student Visa Information Booklet via our
Be Prepared website

<https://beprepared.chi.ac.uk/how-to-protect-your-visa-status/>



BRP Collection

BRP = Visa

- Some Student Route visa holders need to collect their Biometric Residence Permit (BRP) from Portsmouth.
- You can find the exact instructions on our Moodle page.
- EEA and Swiss nationals and UK based visa applicants with a Student Route visa do not need to do this as you already have a digital status.
- Visitors (short-term exchange and study abroad) do not have to do this.

moodle.chi.ac.uk



Portsmouth is an interesting city to visit. When collecting your BRP, why not enjoy a day out of sightseeing and shopping? [CLICK HERE](#) for ideas.

BRP End Date Information

moodle.chi.ac.uk

IF YOUR BRP EXPIRES ON 31 DECEMBER 2024...

- You do not need to tell UKVI if your BRP expires on 31 December 2024 but your immigration status (for example, your visa) allows you to stay longer.
- You will not need a BRP from 1 January 2025. You'll be able to prove your immigration status online, without a BRP.
- You must create an online eVisa account as soon as possible.

eVisa

[Gov.uk](https://www.gov.uk)



**BIOMETRIC
RESIDENCE
CARDS ARE
BEING REPLACED
BY eVisas**

Find out more at [gov.uk/evisa](https://www.gov.uk/evisa)



ID Check (Registration)

chiview.chi.ac.uk

- Visit Academic Registry (in University House) with your visa (BRP)* and passport
** **as soon as possible.**
- If you are based at the Bognor Regis campus (BRC) and are unable to travel to Chichester, please visit the International Advice Office in Bognor Regis (25 and 26 Sept OR 30 September and 1 October)
- What to take with you?: Passport and eVisa share code OR Passport & Entry Clearance Vignette/BRP. If you have an eVisa and a BRP, you do not need to show your BRP to us.
- **You are not considered fully registered until you have done your ID check.**

*Short-term visitors need to show their passport and evidence of arrival.

Travelling (By Bus)

- The University U7 campus bus timetable is available via bus.chi.ac.uk
- U7 bus is free for students. Simply show your student card/ChiView student page when entering the bus.
- If you wish to use other public transport services, please note that it will be more expensive.

U7 operates between Monday - Friday!

Weekend student discount tickets on 700 (£2/£3)

Please visit Stagecoach website for information on local bus services

bus.chi.ac.uk

stagecoach

ucsu.org



Opening A Bank Account

- Decide which bank you would like to bank with.
- Complete your registration (next slide).
- Log in to your ChiView account > printable documents > add your bank details > print your letter (colour).
- Make sure your ChiView record states your home (abroad) and term-time address (UK).
- Visit the bank/apply online
- Watch out "bank account letter" video on Moodle
- If you have any issues with the bank letter, please email international@chi.ac.uk

chiview.chi.ac.uk



Barclays



HSBC



Halifax



Lloyds



Metro Bank



NatWest



Santander

Safety in the UK

- UK is considered a safe country, but it is important to be aware of measures you can take to keep yourself safe.
- Please read the Study UK (British Council) [“Creating Confidence”](#) booklet for information on how to keep yourself and your home safe.
- You can find more information and our Safety flier on our Moodle page.
- If you have any questions or concerns about safety, please speak to us.

moodle.chi.ac.uk



REMEMBER!
101 is the police non-emergency line. Call 999 in the event of an emergency.

Your To-Do List

- Your first week in the UK may feel both exciting and overwhelming. However, there are some important things that you must do after arriving at the University...
- Don't forget to also enjoy Welcome Week activities with the Student Union! This week is a great opportunity to make new friends and familiarise yourself with the university.

My To Do List

1. ~~Attend Orientation~~
2. ID Check
3. Open a UK bank account
4. Collect BRP, if needed
5. Register for IALs
- 6: Register with a doctor (GP)

Student Support Group

moodle.chi.ac.uk



Student Support Groups and Wellness Walks

Suggested for anyone who is experiencing:

- Difficulty adjusting to life in the UK/University
- Culture shock
- Wanting to make friends
- Loneliness
- Social shyness/anxiety

WHEN: Every Thursday (Semester 1, term-time) 1:00 pm – 1.30 pm (starting 10 Oct)

WHERE: *Library Training Room - Top Floor of the Learning Resource Centre*

- **WHEN:** Every Tuesday (Semester 1, term-time) 1:00 pm – 1.30 pm (starting 8 Oct)

WHERE: *John Parry 4*

STARTING 8th and 10th OCTOBER 2024

Coach Trips

moodle.chi.ac.uk

Explore the UK
with us!

We have visited Oxford,
Bicester, Bath, Stonehenge,
London etc...

Cost: £20-£25

International Volunteer Scheme

moodle.chi.ac.uk

- Do you want to get to know other international students, **gain valuable volunteering experience, increase your chances of finding employment and learn new skills?**
- We've got an International Volunteer Scheme for anyone interested in any of these things.
- To register your interest, please email international@chi.ac.uk



STUDENT AMBASSADORS

EARN MONEY WHILE AT UNIVERSITY!

You'll have the opportunity to...

- Earn £12.15 - £13.22 per hour
- Support University Open Days and Applicant Days
- Represent the University at Education Fairs
- Conduct Campus Tours
- Get Involved with Social Media
- Support and Run Webinars
- Get Paid for Providing Testimonials of Your Experiences

Talk to Gemma, Shola or Michael for more information

ambassadors@chi.ac.uk

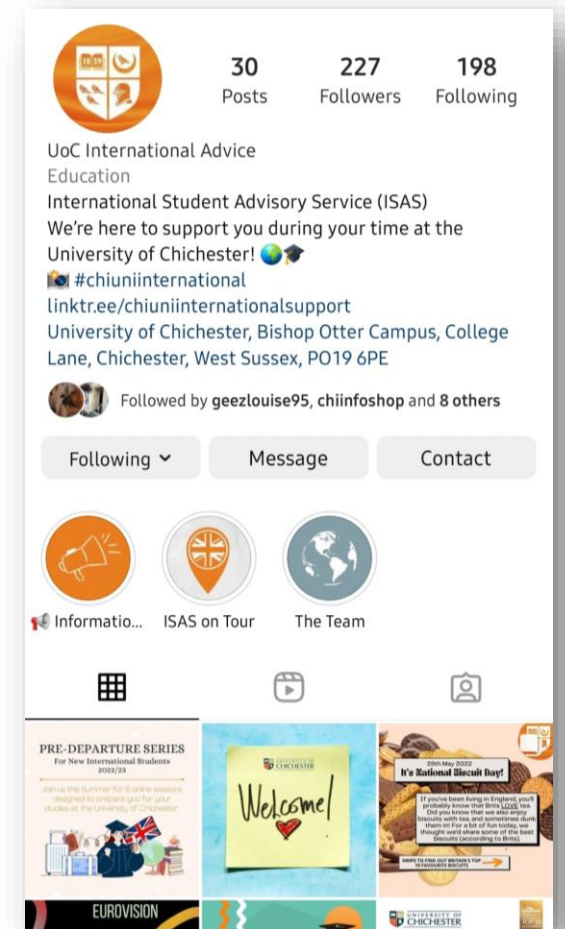
We're looking for enthusiastic, passionate and positive individuals to work as Student Ambassadors for the University's marketing and recruitment teams!



Chichester International Instagram

- Real-time updates on drop-in sessions, office closures and events for international students
- Engage with advisers and other international students
- See and share images from trips and social events

We LOVE seeing your pictures! Make sure you tag us using **@chiuniinternational**



Join Our International Facebook Group

- For all students: New, Current and Alumni



International Students Welcome Party!

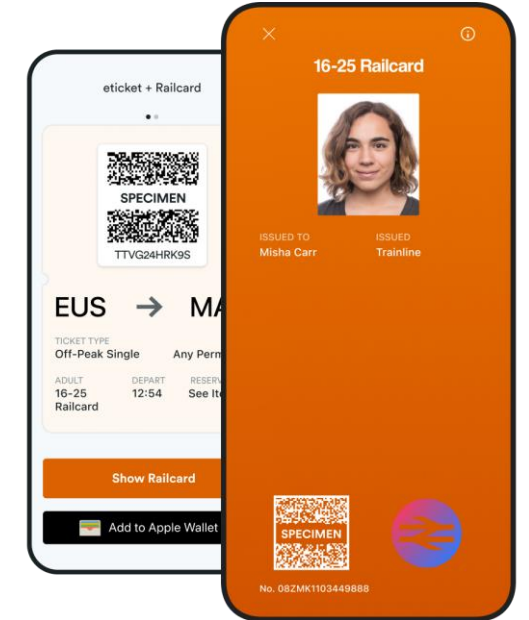
Thursday 26th September at 7-10 pm

Everyone is invited. Come along to enjoy free snacks, a pub quiz with prizes & music from around the world and singing in different languages!

- 📍 @ [the Hub](#), Bognor Regis campus.
- 🍹🍺 A free drink voucher for the first 50 students to arrive at the party.
- 🎵👤 Add your favourite song to our International Party Spotify playlist - We want to hear songs in your language/from your country.



Useful Schemes



Useful Websites

Quick UoC Sites

- maps.chi.ac.uk
- bus.chi.ac.uk
- help.chi.ac.uk
- beprepared.chi.ac.uk
- wellbeing.chi.ac.uk
- password.chi.ac.uk
- store.chi.ac.uk
- www.ucsu.org
- www.ukcisa.org.uk
- study-uk.britishcouncil.org
- www.prepareforsuccess.org.uk
- www.togetherall.com
- www.totum.com
- www.16-25railcard.co.uk

Questions?



UNIVERSITY OF
CHICHESTER

International Orientation
| September 2024 |



- Suinternational@chi.ac.uk
- [@yourucsu](#)
- [@ucsuwhatson](#)
- [@chiuniinternational](#)

Trin Brooks – SU International Officer 2024/2025